



**YEAR TO DATE REVENUES AND EXPENDITURES**  
as of  
**February 28, 2025**

**REVENUE**

CATEGORY	TOTAL BUDGET	RECEIVED YTD	BUDGET YTD	% RECEIVED	ACTUAL YTD vs BUDGET YTD
State	\$ 12,227,540	\$ 8,220,415	\$ 8,151,693	101%	\$ 68,722
Local	\$ 3,974,000	2,635,000	2,649,333	99%	\$ (14,333)
Fees	\$ 6,706,586	3,841,676	4,471,058	86%	\$ (629,382)
Grants/Other	\$ 712,327	517,789	474,885	109%	\$ 42,904
<b>Total Revenue</b>	<b>\$ 23,620,453</b>	<b>\$ 15,214,880</b>	<b>\$ 15,746,969</b>	<b>97%</b>	<b>\$ (532,089)</b>

**FY23 EXPENDITURES**

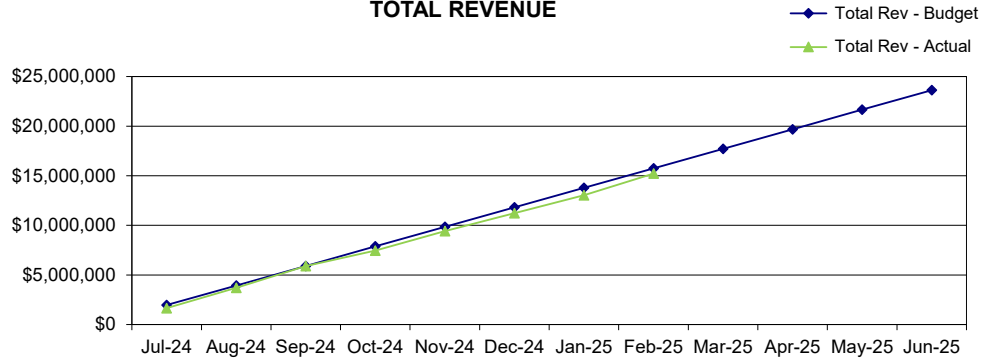
CATEGORY	TOTAL BUDGET	EXPENDED YTD	BUDGET YTD	% EXPENDED	ACTUAL YTD vs BUDGET YTD
Personnel	\$ 18,169,922	\$ 10,957,223	\$ 11,880,334	92%	\$ 923,111
Staff Development	\$ 94,313	30,652	62,875	49%	32,223
Facility	\$ 1,555,055	839,245	1,036,703	81%	197,458
Equipment and Supplies	\$ 844,721	557,572	563,147	99%	5,575
Transportation	\$ 189,529	136,098	126,352	108%	(9,746)
Consultant and Contractual	\$ 2,618,345	1,393,279	1,745,563	80%	352,284
Miscellaneous	\$ 148,569	84,177	99,046	85%	14,869
<b>Total Expenditures</b>	<b>\$ 23,620,453</b>	<b>\$ 13,998,246</b>	<b>\$ 15,514,021</b>	<b>90%</b>	<b>\$ 1,515,775</b>
<b>Operating Margin</b>	<b>\$ -</b>	<b>\$ 1,216,634</b>			

Unless noted otherwise, all amounts are modified cash basis: revenues recognized when earned and received; expenditures upon disbursement

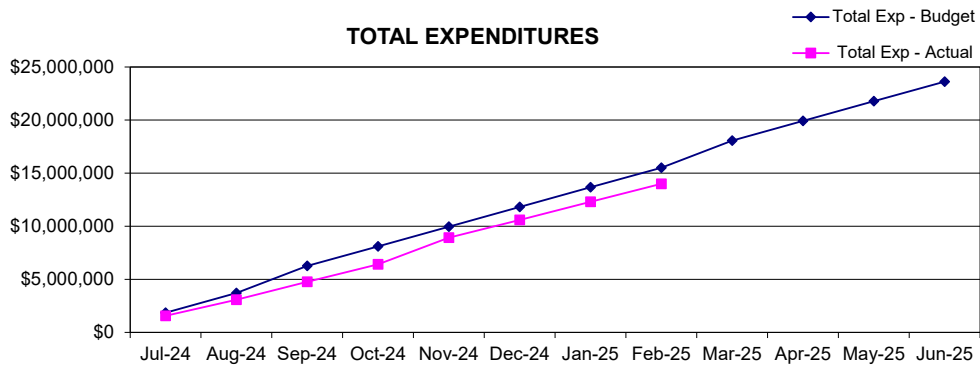
**CRISIS SERVICES CENTER PROJECT**

CATEGORY	PROJECT BUDGET	PROJECT TO DATE
DBHDS Grant	\$ 12,000,000	\$ 2,000,000
Interest Earned		\$ 8,656
<b>Total Revenue</b>	<b>\$ 12,000,000</b>	<b>\$ 2,008,656</b>
Personnel		\$ 75,246
Mileage		\$ 500
Consultant and Contractual		\$ 264,314
Miscellaneous		
<b>Total Expenditures</b>		<b>\$ 340,060</b>

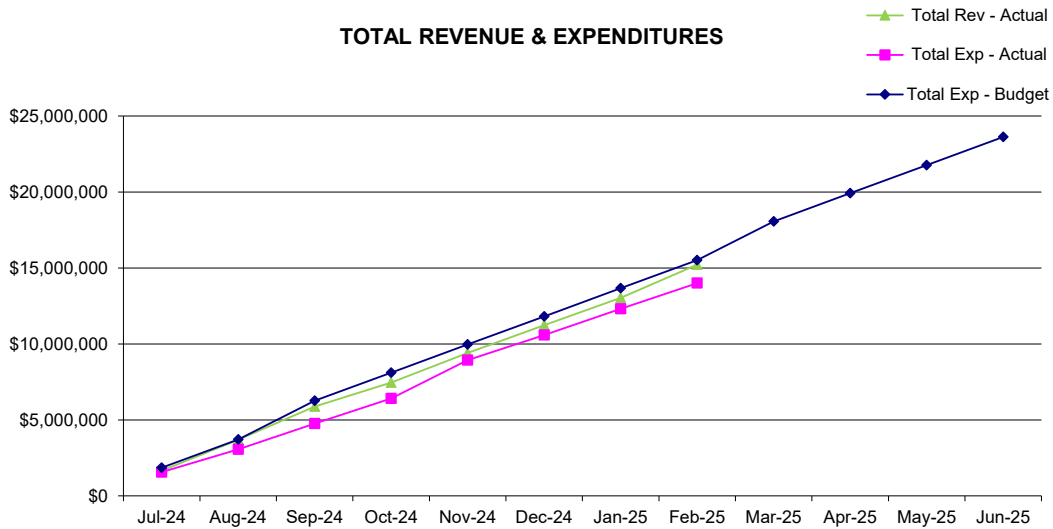
**TOTAL REVENUE**



**TOTAL EXPENDITURES**

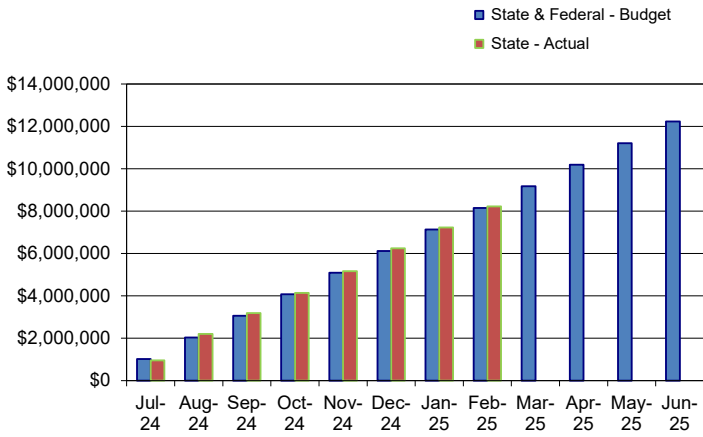


**TOTAL REVENUE & EXPENDITURES**

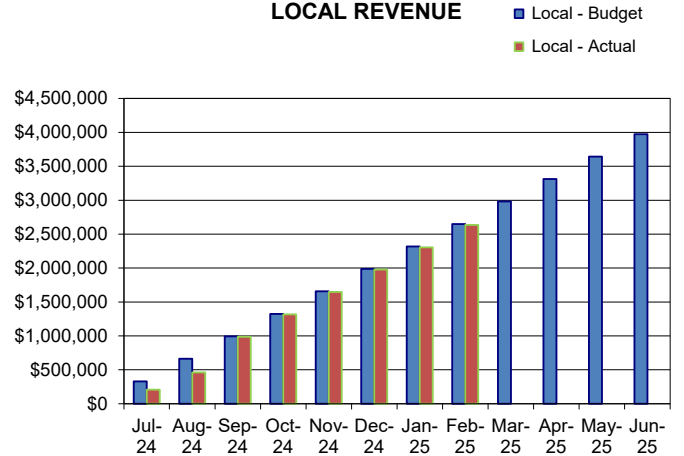


**YEAR TO DATE REVENUE**  
as of  
01/31/25

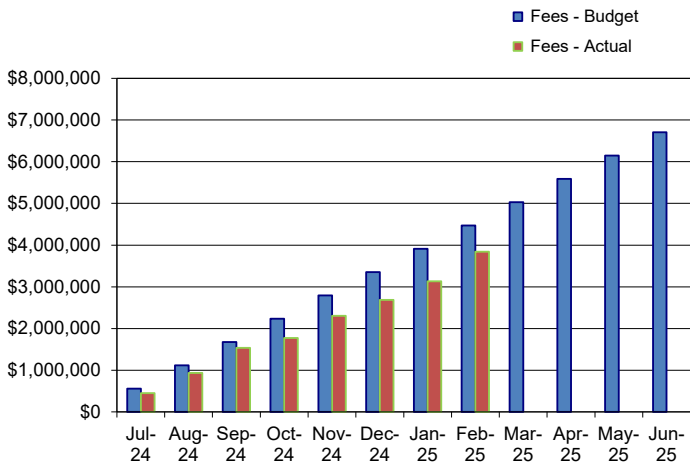
**STATE & FEDERAL REVENUE**



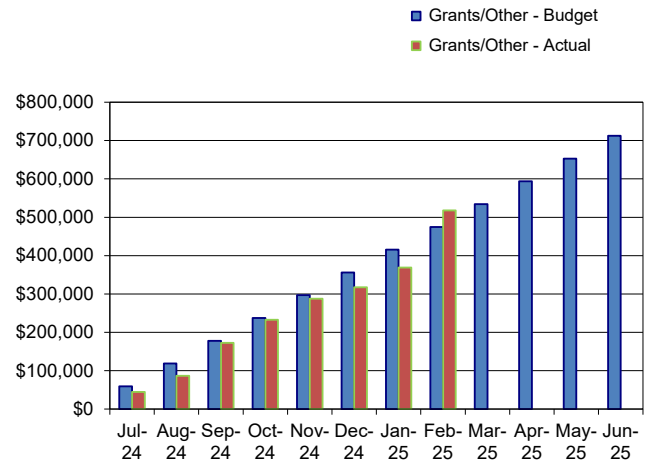
**LOCAL REVENUE**



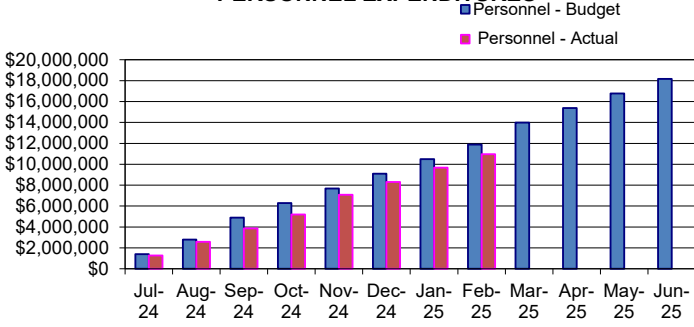
**FEE REVENUE**



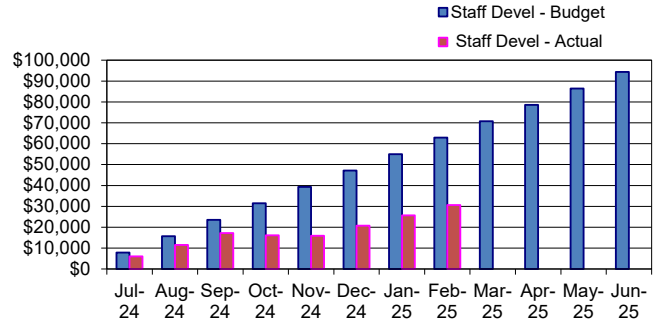
**GRANTS & OTHER REVENUE**



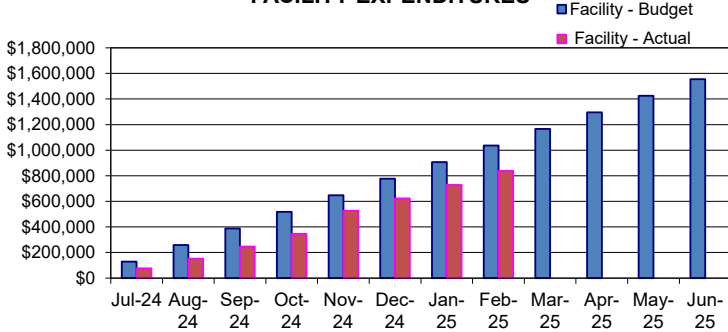
**PERSONNEL EXPENDITURES**



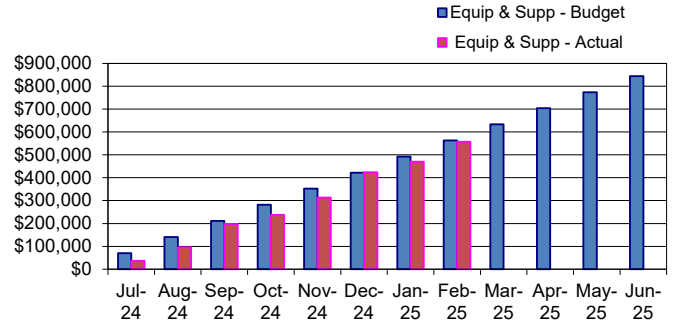
**STAFF DEVELOPMENT EXPENDITURES**



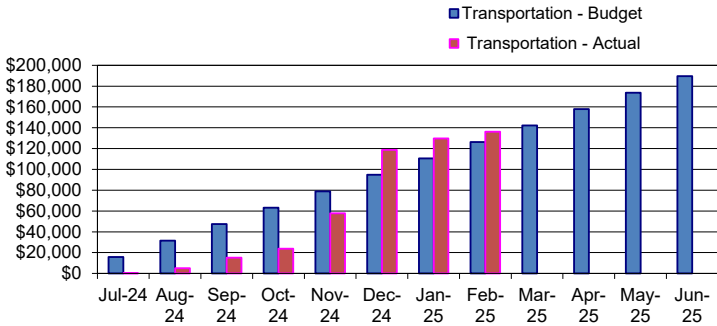
**FACILITY EXPENDITURES**



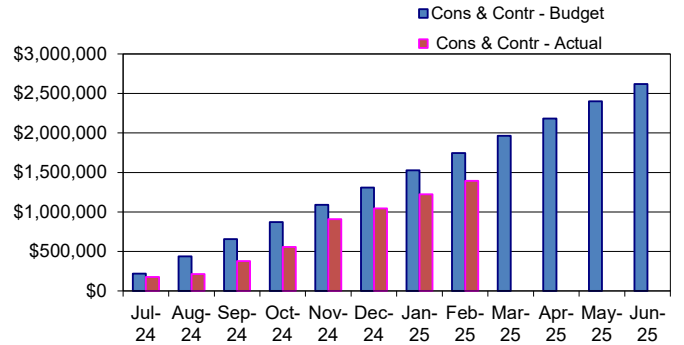
**EQUIPMENT & SUPPLIES EXPENDITURES**



**TRANSPORTATION EXPENDITURES**



**CONSULTANT & CONTRACTUAL EXPENDITURES**



**MISCELLANEOUS EXPENDITURES**

